




Material Tests □□

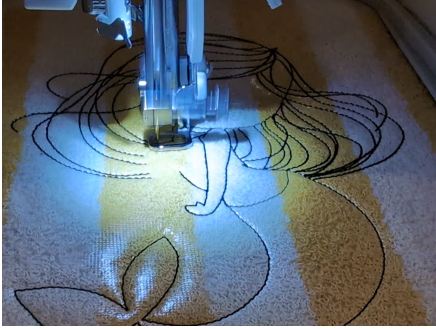


We test selected products for you and share our experiences, practical tips, and useful resources.

□□ **Beginners:** Learn which materials to use and how embroidery works at [Make Ma](#) (*no payment received; tutorials are just very well explained*): tutorials and material tests included.

Embroidery Fabrics

Fabrics we have tested and their suitability for different embroidery techniques.

Material & Description	Photo	Notes & Tips
Cotton fabrics: Versatile and easy-to-embroider fabric		A very beginner-friendly material
Muslin: Lightweight, absorbent, and breathable cotton fabric		A very beginner-friendly material
Softshell: Soft, flexible, and slightly stretchy fabric for embroidery.		<p>For waterproof fabrics, use heat-activated seam sealing tape on the inside to keep the fabric waterproof after embroidery.</p> <p><i>Hint:</i> For thin waterproof fabrics, do not tear off the stabilizer by hand after finishing the embroidery. Use scissors instead, as hand-tearing may create large holes due to the fabric's fragility.</p>

Material & Description	Photo	Notes & Tips
<p>Terry cloth (Towel fabric / Nicky): A fluffy, looped fabric with small loops.</p>		<p>Use water-soluble stabilizer underneath, and a water-soluble topping on top for a smoother embroidery finish.</p>
<p>Soft Thin Leather: Flexible, lightweight leather suitable for embroidery.</p>		<p>Use only soft, thin leather; avoid thick or stiff leather, as it is difficult to embroider and may damage our machine or needles.</p>
<p>Jersey: Soft, knitted, and stretchable fabric commonly used for T-shirts and clothing.</p>		<p>Jersey is stretchy, which makes it more difficult to embroider. Always stabilize it well using a cut-away stabilizer or fusible interfacing. This prevents the fabric from stretching or shifting during embroidery and helps avoid puckering or distorted designs.</p> <p><i>Tip:</i> For very stretchy fabrics, you can additionally use a water-soluble topping on top of the fabric for cleaner stitch results.</p>

“ □ Further testing results coming soon

Stabilizers & Backings

Tested stabilizers for different embroidery use cases.

“ □ Testing results coming soon

Effect Materials

Special materials for embroidery effects, such as 3D foam, batting (wadding), reflective films, and other experimental materials.



“□ Testing results coming soon

Revision #15

Created 2026-02-13 12:09:16 UTC by Christina Junger

Updated 2026-03-05 23:13:41 UTC by Christina Junger